

RENAULT

Ltr. 




















 1

4,8 DXi 5

118-158 kW
(160-220 PS)

MIDLUM

05/06→

									
	<p>61-36835-00 74 20 859 732 1,15 mm 1 </p> <p>61-36835-10 74 20 859 733 1,25 mm 2 </p> 		<p>71-37698-00 74 20 795 233</p> 	<p>12-34914-06 74 20 459 855 (16X)</p> <p>70-34914-00 74 20 459 855</p> <p>16x</p>	<p>71-37842-00 74 20 794 356</p> 	<p>4x</p>	<p>71-36731-00 74 20 911 633</p> 	<p>2x 70-31414-10</p> 	<p>81-35999-00 K ← 74 21 486 081 81x104x11 FPM</p> <p>81-36001-00 K → 74 20 412 286 130x150x13 FPM/ACM</p>



REINZ-Nr. REINZ-No. Réf. REINZ Ref. REINZ Rif. REINZ Reinz No.	REINZ-Nr. REINZ-No. Réf. REINZ Ref. REINZ Rif. REINZ Reinz No.	REINZ-Nr. REINZ-No. Réf. REINZ Ref. REINZ Rif. REINZ Reinz No.	REINZ-Nr. REINZ-No. Réf. REINZ Ref. REINZ Rif. REINZ Reinz No.	REINZ-Nr. REINZ-No. Réf. REINZ Ref. REINZ Rif. REINZ Reinz No.	REINZ-Nr. REINZ-No. Réf. REINZ Ref. REINZ Rif. REINZ Reinz No.	REINZ-Nr. REINZ-No. Réf. REINZ Ref. REINZ Rif. REINZ Reinz No.	REINZ-Nr. REINZ-No. Réf. REINZ Ref. REINZ Rif. REINZ Reinz No.	REINZ-Nr. REINZ-No. Réf. REINZ Ref. REINZ Rif. REINZ Reinz No.	REINZ-Nr. REINZ-No. Réf. REINZ Ref. REINZ Rif. REINZ Reinz No.
12-34914-06 NEW									
61-36835-00 NEW									
61-36835-10 NEW									
70-31414-10									
70-34914-00									
71-36731-00 NEW									
71-37698-00 NEW									
71-37842-00 NEW									
81-35999-00									
81-36001-00									